





# Three Rivers District Council - Council Tax Reduction Scheme 2024/25 Consultation

## 2. Background to the Council Tax Reduction Scheme consultation

| 1. I have read the background information about the Council Tax Reduction Scheme: This question must be answered before you can continue. |     |  |                  |                |
|---|-----|--|------------------|----------------|
| Answer Choices  |     |  | Response Percent | Response Total |
| 1   | Yes |  | 100.00%          | 45             |
| 2   | No  |  | 0.00%            | 0              |
|   |     |  | answered         | 45             |
|   |     |  | skipped          | 20             |




## 3. Part 1 - Introducing an income banded scheme for all working age applicants which will provide up to 100% support

| 2. Do you agree with introducing an income-based banded discount scheme as shown above? |            |   |                  |                |
|---|------------|---|------------------|----------------|
| Answer Choices  |            |   | Response Percent | Response Total |
| 1   | Yes        |  | 54.17%           | 13             |
| 2   | No         |  | 37.50%           | 9              |
| 3   | Don't Know |  | 8.33%            | 2              |
|   |            |   | answered         | 24             |
|   |            |   | skipped          | 41             |

| 3. If you disagree please explain why. You can also use this space to let us know if you have any alternative suggestions. |                     |  |                  |                |
|--|---------------------|--|------------------|----------------|
| Answer Choices   |                     |  | Response Percent | Response Total |
| 1  | Open-Ended Question |  | 100.00%          | 11             |
|  |                     |  | answered         | 11             |
|  |                     |  | skipped          | 54             |

## 4. Part 2 - Removing Non Dependant Deductions

#### 4. Do you agree with this proposal?




| Answer Choices |  | Response Percent | Response Total |
|----------------|--|------------------|----------------|
| 1              | Yes         | 50.00%           | 11             |
| 2              | No          | 27.27%           | 6              |
| 3              | Don't Know  | 22.73%           | 5              |
|                |  | answered         | 22             |
|                |  | skipped          | 43             |

5. If you disagree please explain why. You can also use this space to let us know if you have any alternative suggestions.

| Answer Choices |                     | Response Percent | Response Total |
|----------------|---------------------|------------------|----------------|
| 1              | Open-Ended Question | 100.00%          | 5              |
|                |                     | answered         | 5              |
|                |                     | skipped          | 60             |

#### 5. Part 3 - Disregarding certain elements of Universal Credit




#### 6. Do you agree with this proposal?

| Answer Choices |  | Response Percent | Response Total |
|----------------|--|------------------|----------------|
| 1              | Yes         | 59.09%           | 13             |
| 2              | No          | 18.18%           | 4              |
| 3              | Don't Know  | 22.73%           | 5              |
|                |  | answered         | 22             |
|                |  | skipped          | 43             |

7. If you disagree please explain why. You can also use this space to let us know if you have any alternative suggestions.




| Answer Choices |                     | Response Percent | Response Total |
|----------------|---------------------|------------------|----------------|
| 1              | Open-Ended Question | 100.00%          | 5              |
|                |                     | answered         | 5              |
|                |                     | skipped          | 60             |

6. Part 4 - Where applicants or their partner (if they have one) are working, a standard disregard of up to £25 per week will be applied for single applicants and up to £50 per week for couples or lone parents.

| 8. Do you agree with this proposal? |            |   |                  |                |
|-------------------------------------|------------|---|------------------|----------------|
| Answer Choices                      |            |   | Response Percent | Response Total |
| 1                                   | Yes        |  | 65.00%           | 13             |
| 2                                   | No         |  | 15.00%           | 3              |
| 3                                   | Don't Know |  | 20.00%           | 4              |
|                                     |            |   | answered         | 20             |
|                                     |            |   | skipped          | 45             |

| 9. If you disagree please explain why. You can also use this space to let us know if you have any alternative suggestions. |                     |  |                  |                |
|--|---------------------|--|------------------|----------------|
| Answer Choices   |                     |  | Response Percent | Response Total |
| 1  | Open-Ended Question |  | 100.00%          | 4              |
|  |                     |  | answered         | 4              |
|  |                     |  | skipped          | 61             |

7. Part 5 - Any new claim or change in circumstances will be applied on a daily basis

| 10. Do you agree with this proposal? |            |   |                  |                |
|--------------------------------------|------------|---|------------------|----------------|
| Answer Choices                       |            |   | Response Percent | Response Total |
| 1                                    | Yes        |  | 76.19%           | 16             |
| 2                                    | No         |  | 4.76%            | 1              |
| 3                                    | Don't Know |  | 19.05%           | 4              |
|                                      |            |   | answered         | 21             |
|                                      |            |   | skipped          | 44             |




| 11. If you disagree please explain why. You can also use this space to let us know if you have any alternative suggestions. |                     |  |                  |                |
|---|---------------------|--|------------------|----------------|
| Answer Choices  |                     |  | Response Percent | Response Total |
| 1   | Open-Ended Question |  | 100.00%          | 1              |

11. If you disagree please explain why. You can also use this space to let us know if you have any alternative suggestions.

|          |    |
|----------|----|
| answered | 1  |
| skipped  | 64 |

8. Part 6 - Backdating reduction (up to a maximum of 12 months from the date of claim) where circumstances show that the applicant would have been continuously eligible for the period in question had they applied at that time.

12. Do you agree with this proposal?




| Answer Choices |  | Response Percent | Response Total |
|----------------|--|------------------|----------------|
| 1              | Yes         | 71.43%           | 15             |
| 2              | No          | 14.29%           | 3              |
| 3              | Don't Know  | 14.29%           | 3              |
|                |  | answered         | 21             |
|                |  | skipped          | 44             |

13. If you disagree please explain why. You can also use this space to let us know if you have any alternative suggestions.

| Answer Choices |                     | Response Percent | Response Total |
|----------------|---------------------|------------------|----------------|
| 1              | Open-Ended Question | 100.00%          | 4              |
|                |                     | answered         | 4              |
|                |                     | skipped          | 61             |

9. Part 7 - Protecting people with a disability by disregarding PIP, ESA (Support Component) and DLA.

14. Do you agree with this proposal?




| Answer Choices |  | Response Percent | Response Total |
|----------------|--|------------------|----------------|
| 1              | Yes         | 71.43%           | 15             |
| 2              | No          | 14.29%           | 3              |
| 3              | Don't Know  | 14.29%           | 3              |
|                |  | answered         | 21             |
|                |  | skipped          | 44             |

15. If you disagree please explain why. You can also use this space to let us know if you have any alternative suggestions.

| Answer Choices |                     | Response Percent | Response Total |
|----------------|---------------------|------------------|----------------|
| 1              | Open-Ended Question | 100.00%          | 5              |
|                |                     | answered         | 5              |
|                |                     | skipped          | 60             |

#### 10. Part 8 - Protecting families by continuing to disregard Child Benefit and Child Maintenance

16. Do you agree with this proposal?




| Answer Choices |  | Response Percent | Response Total |
|----------------|--|------------------|----------------|
| 1              | Yes           | 65.00%           | 13             |
| 2              | No           | 15.00%           | 3              |
| 3              | Don't Know  | 20.00%           | 4              |
|                |  | answered         | 20             |
|                |  | skipped          | 45             |

17. If you disagree please explain why. You can also use this space to let us know if you have any alternative suggestions.

| Answer Choices |                     | Response Percent | Response Total |
|----------------|---------------------|------------------|----------------|
| 1              | Open-Ended Question | 100.00%          | 3              |
|                |                     | answered         | 3              |
|                |                     | skipped          | 62             |

#### 11. Part 9 - Disregarding Carer's Allowance

18. Do you agree with this proposal?

| Answer Choices |  | Response Percent | Response Total |
|----------------|--|------------------|----------------|
| 1              | Yes         | 70.00%           | 14             |
| 2              | No          | 10.00%           | 2              |
| 3              | Don't Know  | 20.00%           | 4              |

**18. Do you agree with this proposal?**




|          |    |
|----------|----|
| answered | 20 |
| skipped  | 45 |

**19. If you disagree please explain why. You can also use this space to let us know if you have any alternative suggestions.**

| Answer Choices        | Response Percent | Response Total |
|-----------------------|------------------|----------------|
| 1 Open-Ended Question | 100.00%          | 1              |
|                       | answered         | 1              |
|                       | skipped          | 64             |

**12. Part 10 - Protecting War Pensioners by continuing to disregard War Pensions or War Disablement pensions in full**

**20. Do you agree with this proposal?**




| Answer Choices   | Response Percent | Response Total |
|--|------------------|----------------|
| 1 Yes         | 65.00%           | 13             |
| 2 No          | 15.00%           | 3              |
| 3 Don't know  | 20.00%           | 4              |
|  | answered         | 20             |
|  | skipped          | 45             |

**21. If you disagree please explain why. You can also use this space to let us know if you have any alternative suggestions.**

| Answer Choices        | Response Percent | Response Total |
|-----------------------|------------------|----------------|
| 1 Open-Ended Question | 100.00%          | 2              |
|                       | answered         | 2              |
|                       | skipped          | 63             |

**13. Part 11 - Maintaining the Capital Limit at £8,000 but removing the assumed income from capital (or 'tariff' income) from the calculation of Council Tax Reduction**

**22. Do you agree with this proposal?**




| Answer Choices |            |   | Response Percent | Response Total |
|----------------|------------|---|------------------|----------------|
| 1              | Yes        |  | 60.00%           | 12             |
| 2              | No         |  | 15.00%           | 3              |
| 3              | Don't know |  | 25.00%           | 5              |
|                |            |   | answered         | 20             |
|                |            |   | skipped          | 45             |

**23. If you disagree please explain why. You can also use this space to let us know if you have any alternative suggestions.**

| Answer Choices |                     |  | Response Percent | Response Total |
|----------------|---------------------|--|------------------|----------------|
| 1              | Open-Ended Question |  | 100.00%          | 3              |
|                |                     |  | answered         | 3              |
|                |                     |  | skipped          | 62             |

**14. Part 12 - Removing the Extended Payment provision.**

**24. Do you agree with this proposal?**




| Answer Choices |            |   | Response Percent | Response Total |
|----------------|------------|---|------------------|----------------|
| 1              | Yes        |  | 77.78%           | 14             |
| 2              | No         |  | 11.11%           | 2              |
| 3              | Don't know |  | 11.11%           | 2              |
|                |            |   | answered         | 18             |
|                |            |   | skipped          | 47             |

**25. If you disagree please explain why. You can also use this space to let us know if you have any alternative suggestions.**

| Answer Choices |                     |  | Response Percent | Response Total |
|----------------|---------------------|--|------------------|----------------|
| 1              | Open-Ended Question |  | 100.00%          | 2              |
|                |                     |  | answered         | 2              |
|                |                     |  | skipped          | 63             |

**15. Part 13 - Providing an Exceptional Hardship Scheme**

**26. Do you agree with this proposal?**

| Answer Choices |            | Response Percent   | Response Total |
|----------------|------------|--|----------------|
| 1              | Yes        |  | 84.21%<br>16   |
| 2              | No         |   | 10.53%<br>2    |
| 3              | Don't know |   | 5.26%<br>1     |
|                |            | answered   | 19             |
|                |            | skipped  | 46             |

**27. If you disagree please explain why. You can also use this space to let us know if you have any alternative suggestions.**

| Answer Choices |                     | Response Percent | Response Total |
|----------------|---------------------|------------------|----------------|
| 1              | Open-Ended Question |                  | 100.00%<br>3   |
|                |                     | answered         | 3              |
|                |                     | skipped          | 62             |


**16. Your comments and suggestions on the proposed Council Tax Reduction Scheme**

**28. Please use this space to make any other comments on the proposed scheme or any alternative suggestions you have.**

| Answer Choices |                     | Response Percent | Response Total |
|----------------|---------------------|------------------|----------------|
| 1              | Open-Ended Question |                  | 100.00%<br>6   |
|                |                     | answered         | 6              |
|                |                     | skipped          | 59             |

**17. About you**

**29. Are you completing this form on behalf of an organisation or group?**

| Answer Choices |     | Response Percent   | Response Total |
|----------------|-----|--|----------------|
| 1              | Yes |  | 0.00%<br>0     |
| 2              | No  |  | 100.00%<br>19  |
|                |     | answered   | 19             |
|                |     | skipped  | 46             |





If yes, please tell us the name of the organisation/group and add any other comments you wish to make.


| Answer Choices    |                     | Response Percent | Response Total |
|-------------------|---------------------|------------------|----------------|
| 1                 | Open-Ended Question | 0.00%            | 0              |
| No answers found. |                     |                  |                |
|                   |                     | answered         | 0              |
|                   |                     | skipped          | 65             |

## 18. Questions for Individuals



30. Do you live in the Three Rivers District Council area?

| Answer Choices |  | Response Percent | Response Total |
|----------------|--|------------------|----------------|
| 1              | Yes  | 94.74%           | 18             |
| 2              | No   | 5.26%            | 1              |
|                |  | answered         | 19             |
|                |  | skipped          | 46             |





31. Do you pay Council Tax?

| Answer Choices |  | Response Percent | Response Total |
|----------------|--|------------------|----------------|
| 1              | Yes  | 100.00%          | 19             |
| 2              | No   | 0.00%            | 0              |
|                |  | answered         | 19             |
|                |  | skipped          | 46             |







32. Are you currently receiving Council Tax Reduction?

| Answer Choices |   | Response Percent | Response Total |
|----------------|---|------------------|----------------|
| 1              | Yes  | 21.05%           | 4              |
| 2              | No   | 78.95%           | 15             |
|                |   | answered         | 19             |
|                |   | skipped          | 46             |


### 33. How would you describe your gender?

| Answer Choices |                                  |   | Response Percent | Response Total |
|----------------|----------------------------------|---|------------------|----------------|
| 1              | I prefer not to say              |  | 10.53%           | 2              |
| 2              | Female                           |  | 63.16%           | 12             |
| 3              | Male                             |  | 21.05%           | 4              |
| 4              | I describe myself in another way |  | 5.26%            | 1              |
|                |                                  |   | answered         | 19             |
|                |                                  |   | skipped          | 46             |




### 34. Which of the following age ranges do you fall into?

| Answer Choices |                   |   | Response Percent | Response Total |
|----------------|-------------------|---|------------------|----------------|
| 1              | Prefer not to say |    | 5.26%            | 1              |
| 2              | 16-24             |   | 0.00%            | 0              |
| 3              | 25-34             |  | 15.79%           | 3              |
| 4              | 35-44             |  | 5.26%            | 1              |
| 5              | 45-59             |  | 31.58%           | 6              |
| 6              | 60-74             |  | 31.58%           | 6              |
| 7              | 75 or over        |   | 0.00%            | 0              |
| 8              | 75-84             |  | 10.53%           | 2              |
| 9              | 85+               |   | 0.00%            | 0              |
|                |                   |   | answered         | 19             |
|                |                   |   | skipped          | 46             |





### 35. Which of the following best describes your ethnic group?

| Answer Choices |                                     |   | Response Percent | Response Total |
|----------------|-------------------------------------|---|------------------|----------------|
| 1              | Prefer not to say                   |  | 26.32%           | 5              |
| 2              | Arab                                |   | 0.00%            | 0              |
| 3              | Asian or Asian British: Indian      |   | 0.00%            | 0              |
| 4              | Asian or Asian British: Pakistani   |   | 0.00%            | 0              |
| 5              | Asian or Asian British: Bangladeshi |   | 0.00%            | 0              |

### 35. Which of the following best describes your ethnic group?

|    |   |   |          |    |
|----|---|---|----------|----|
| 6  | Asian or Asian British: Chinese           |   | 0.00%    | 0  |
| 7  | Any other Asian Background                |   | 0.00%    | 0  |
| 8  | Black or Black British: Caribbean         |    | 5.26%    | 1  |
| 9  | Black or Black British: African           |   | 0.00%    | 0  |
| 10 | Any other Black Background                |   | 0.00%    | 0  |
| 11 | Mixed Heritage: White and Black Caribbean |   | 0.00%    | 0  |
| 12 | Mixed Heritage: White and Black African   |   | 0.00%    | 0  |
| 13 | Mixed Heritage: White and Asian           |   | 0.00%    | 0  |
| 14 | Any other Mixed Background                |   | 0.00%    | 0  |
| 15 | White British                             |   | 63.16%   | 12 |
| 16 | White Irish                               |   | 0.00%    | 0  |
| 17 | Any other White Background                |  | 5.26%    | 1  |
|    |   |   | answered | 19 |
|    |   |   | skipped  | 46 |




### 36. What is your religion/belief?

| Answer Choices |  | Response Percent  | Response Total |   |
|----------------|--|---|----------------|---|
| 1              | Prefer not to say  |  | 26.32%         | 5 |
| 2              | Buddhist   |   | 0.00%          | 0 |
| 3              | Christian (includes Church of England, Catholic, Protestant and all other Christian Denominations) |  | 47.37%         | 9 |
| 4              | Sikh   |   | 0.00%          | 0 |
| 5              | Jewish   |  | 5.26%          | 1 |
| 6              | Muslim   |   | 0.00%          | 0 |
| 7              | Hindu  |   | 0.00%          | 0 |
| 8              | Other  |   | 0.00%          | 0 |
| 9              | No religion  |  | 21.05%         | 4 |

### 36. What is your religion/belief?

|          |    |
|----------|----|
| answered | 19 |
| skipped  | 46 |

### 37. Which of the following best describes your sexual orientation?

| Answer Choices |                       | Response Percent  | Response Total |
|----------------|-----------------------|---|----------------|
| 1              | Prefer not to say     |  | 31.58%<br>6    |
| 2              | Bisexual              |  | 5.26%<br>1     |
| 3              | Gay or lesbian        |   | 0.00%<br>0     |
| 4              | Straight/Heterosexual |  | 63.16%<br>12   |
| 5              | Other                 |   | 0.00%<br>0     |
|                |                       | answered  | 19             |
|                |                       | skipped   | 46             |